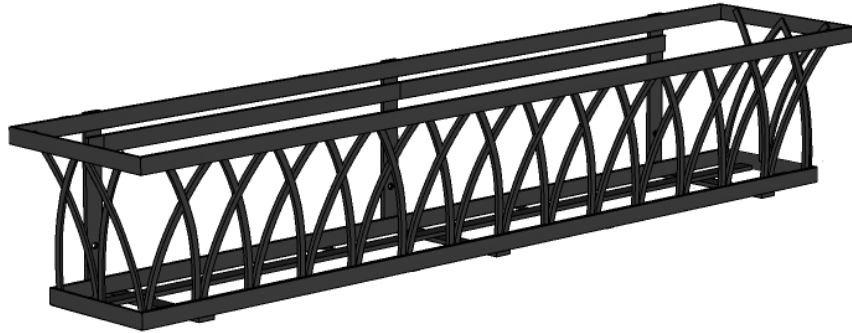
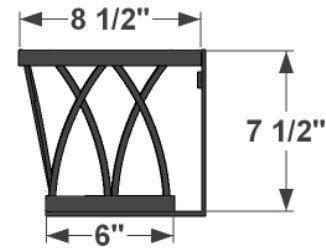


PERSPECTIVE VIEW

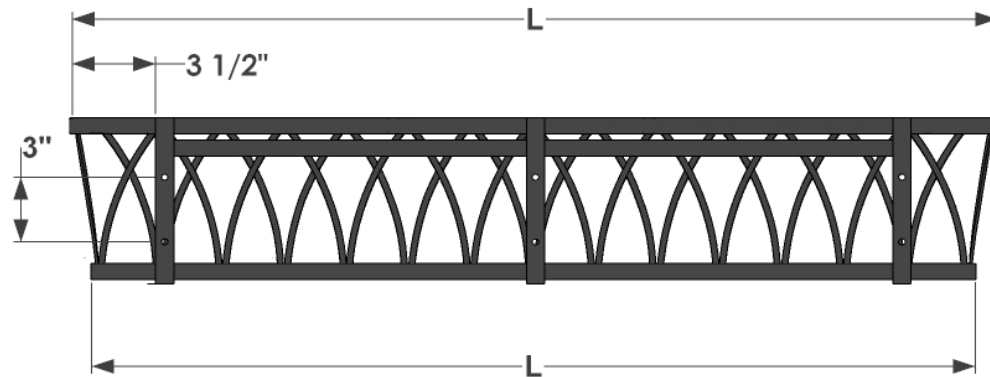


SIZE	Exterior Dimensions
24"	25" Top 22" Bottom
30"	31" Top 28" Bottom
36"	37" Top 34" Bottom
42"	43" Top 40" Bottom
48"	49" Top 46" Bottom
60"	61" Top 58" Bottom
72"	73" Top 70" Bottom

SIDE VIEW




BACK VIEW



GENERAL NOTES

1. Frame, back and bottom supports: 3/4"W x 1/8" Thk Flat Bar
2. Archs: 1/2"W x 1/8" Thk Flat Bar
3. Mounting Holes: Ø 1/4"
4. 7mm clearance between back bars to allow 1/4" log bolt to mount anywhere along slot.
5. Arch must align consistently along length of box.

 HOOKS & LATTICE 6056 Corte Del Cedro, Carlsbad CA 92011 1-888-320-0626/service@plantersunlimited.com www.plantersunlimited.com	PRODUCT DESCRIPTION		SKU		ORDER NUMBER	CUSTOMER SIGNATURE
	Arch Tapered Window Box		510B			
	DIMENSIONS	COLOR	FINISH	REP:	DB:	DATE

